


What is QuickBooks error code 80070057 amp How to fix QuickBooks Error code 80070057



Location **Scotland, Aberdeenshire**
<https://www.freeadsz.co.uk/x-532033-z>



What is QuickBooks error code 80070057 & How to fix QuickBooks Error code 80070057 ?

So in this Article we are showing to you. about QuickBooks Error code 80070057 its very unexpected code and When you try and open a company file then you see one of the following messages: and what is QuickBooks error code 80070057 so lets here-

It will show to you 80070057 the parameter is wrong.

This means that you don't have the enough permission to delete the files from the specific folder. To use Quickbooks Accounting Services in a very multi user atmosphere you need to have the read write access and create/delete rights to the folder where the company file is stored.

Error Code 80070057, So in the QuickBooks There is an unexpected error data reported file while trying to run QuickBooks is an error that has multiple possible causes. The possible causes include: your company file (.qbw) is damaged and you were attempting to backup or create a transportable file (.qbm) your QuickBooks installation is damaged.

In this article if you want to Know more informations About Error related and sales related so plz visit Our QuickBooks Error or QuickBooks Point of sale and QuickBooks support

This may also be caused if the file is being opened over a network or mapped drive. make sure the file is on a local drive while opening the file. Or Parameter is incorrect, once clicking on a QBB, QBM, NT, or TLG file from a Google Search Timeline, . There was an unexpected error according while trying to run

QuickBooks with company file (path and name)


For this error code 80070057, the error code: 80070057 is a similar error. Click the 'Free Ads' button below to get more information on this category.

And Now users want to know why this error takes place in their QuickBooks. There are some possible reasons for these types' errors 80070057

So now Company file's extension has changed so QuickBooks was not able to read the Company file and data. An extension file. QuickBooks has manually renamed in Mac to data file and extension file, data has wrong renamed in QuickBooks Error windows, And then During the creation of the backup file data,




What is QuickBooks error code 80070057 amp How to fix QuickBooks Error code 80070057
<https://www.freeadsz.co.uk/x-5320>



What is QuickBooks error code 80070057 amp How to fix QuickBooks Error code 80070057
<https://www.freeadsz.co.uk/x-5320>



What is QuickBooks error code 80070057 amp How to fix QuickBooks Error code 80070057
<https://www.freeadsz.co.uk/x-5320>



What is QuickBooks error code 80070057 amp How to fix QuickBooks Error code 80070057
<https://www.freeadsz.co.uk/x-5320>




What is QuickBooks error code 80070057 amp How to fix QuickBooks Error code 80070057
<https://www.freeadsz.co.uk/x-5320>




What is QuickBooks error code 80070057 amp How to fix QuickBooks Error code 80070057
<https://www.freeadsz.co.uk/x-5320>



What is QuickBooks error code 80070057 amp How to fix QuickBooks Error code 80070057
<https://www.freeadsz.co.uk/x-5320>



What is QuickBooks error code 80070057 amp How to fix QuickBooks Error code 80070057
<https://www.freeadsz.co.uk/x-5320>



What is QuickBooks error code 80070057 amp How to fix QuickBooks Error code 80070057
<https://www.freeadsz.co.uk/x-5320>



What is QuickBooks error code 80070057 amp How to fix QuickBooks Error code 80070057
<https://www.freeadsz.co.uk/x-5320>

QuickBooks detects the damage in Company file. And At the time of installation of QuickBooks, it has corrupted and damaged your whole data. Finally Working on a file which has located in USB flash drive. In QuickBooks How to fix QuickBooks Error code 80070057 ?

Friend so let's see here How to fix QuickBooks Error code 80070057 in Quickbooks. and now you can see here some step of fix process. Intuit recommends various solutions for these issues. The first solution may resolve your issues, or Users may need to attempt all of them to solve the errors. For the finest results, complete the solutions in the order which has shown below.

Solution 1 – If you are changing your files from Macintosh to Windows

To solve this issue, use the Back-Up choice in Windows operate to convert QuickBooks from mac to Windows.

Solution 2: Verify extension of file

Check the extension of name file

Open the properties of company file by right-clicking.
Choose QuickBooks Tabs.
Check the file name is in the computer file name field.
Make sure QuickBooks is last opened with Field.
Click on OK.

Change the extension of a company name file when repeating it.

Create a new Folder. Copy the corporate file. Open new folder and paste it there. Make sure the complete file extension is showing. Rename it change its extension with Save it by clicking anywhere. And then Restore the data portable after opening the QuickBooks Desktop. Rename the extension of the file with .QuickBooks if the file is not opening. Restore the back-ups. If the file still not opened, then renamed it with the extension .QBX.

So can see here. Open Flash Drive, then copy the company file and paste it in the other folder.

And now Open the Windows Explorer with opening QuickBooks Desktop. Then Open C:\ drive and then go to the "File, and Right-Click and choose the New Folder. And then Named your new folder with anything such as QuickBooks restore" and saved it. Go to the Flash drive, Copy the "Company File data.quickbooks and paste it in a new folder. Open QuickBooks Desktop, browse to the New Folder

QuickBooks-restore” and Open it.

Solution 3 –Now finally Operate clean installation of QuickBooks Desktop.

You have to Uninstall and reinstall QuickBooks Desktop by performing a clean install of QuickBooks Desktop

Hope you find this article useful still have any questions ?ask to our expert just by dialing our QuickBooks Technical Support