






## 2 bedroom house in Wick (219,995 GBP)

Location **Scotland, Caithness**  
<https://www.freeadsz.co.uk/x-168310-z>



2 Bedroom Semi-Detached House To Let: Available with no onward chain, this lovely family home in the popular village of Wick has undergone significant recent improvements and is beautifully finished from top to bottom! Whilst remaining in the same family for several years, this home has plenty to offer both inside and out and will set you ticking those boxes in no time! If you're a keen gardener or you're just looking for somewhere to move in and put your feet up, this could be the one for you! The property itself is set just off of the A420, in an ideal position for commuting into both Bristol (under 9 miles) and Bath (approximately 7 miles). To the inside, the property offers a brand new modern kitchen/diner, spacious and light flooded reception room and downstairs utility. To the first floor can be found two double bedrooms with original cast iron fireplaces, a light and airy modern bathroom and loft access leading to a spacious, boarded loft room with window. To the outside is where the property comes into its own, offering a garage and off road parking for several cars to the side and a generously sized rear garden with planting borders and outside storage. What are you waiting for? Call Holbrook Moran on 0117 9540033. Access, via uPVC door with obscure double glazed panel into, Lobby, Stairs leading to first floor. Door leading to, Living room w: 3.98m x l: 4.72m, uPVC double glazed bay window to front aspect. Gas fireplace with granite effect back panel and hearth and wooden mantle over. Radiator. Electricity and television points. Smoke alarm. Door leading to, Kitchen/diner w: 2.57m x l: 3.97m, x 2 uPVC double glazed window to rear aspect. Range of wall and base units with straight edge wood effect work surfaces over. Wall mounted 'Ideal' combination boiler. Stainless steel sink and drainer unit with mixer tap over. Integral 'Bosch' electric oven with five ring gas hob over. Cupboard housing fuse box and electricity meters. Space and plumbing for washing machine. Radiator. Partially tiled walls. Vinyl flooring. Electricity points. Space for dining table and chairs. Door to, Lobby, uPVC double glazed door to side aspect. Door to Under stair storage cupboard. uPVC double glazed window to side. Electricity point. Door to, Cloakroom, uPVC obscure double glazed window to rear aspect. Low level W.C. Vinyl flooring. FIRST FLOOR: Landing, UPVC double glazed window to side aspect. Doors to all first floor rooms. Loft access. Door to, Master bedroom w: 3.34m x l: 4.04m, 2 x uPVC double glazed windows to front aspect. Original cast iron fireplace. Integrated storage cupboard with shelving. Radiator. Television and electricity points. Bedroom 2 w: 2.57m x l: 3.54m, uPVC double glazed window to rear aspect. Original cast iron fireplace. Radiator. Electricity points. Bathroom w: 2.27m x l: 2.67m, uPVC obscure double glazed window to rear. Modern white bathroom suite comprising of; Wood panelled bath with mains shower attachment over. Glass shower screen. Pedestal wash hand basin. Low level W.C. Radiator. Modern white 'brick' effect tiles to two walls. Vinyl flooring. Loft room, UPVC double glazed window to side. Fully boarded. Drop down ladder. Outside, Front Garden, Mainly laid to stones and paving. Rendered brick boundary wall. Gas meter. Security light. Off road parking for

several cars. Garage. Side access leading to, Rear Garden, Laid to lawn areas. Planting borders and flower beds. Outside shed and greenhouse. Paved area to front. Original cast iron fireplace. Master bedroom. Outside shower. Electricity and television points. Enclosed back and side gardens, via uPVC door with obscure double glazed panel into, Lobby, Stairs leading to first floor. Door leading to, Living room w: 3.98m x l: 4.72m, uPVC double glazed bay window to front aspect. Gas fireplace with granite effect back panel and hearth and wooden mantle over. Radiator. Electricity and television points. Smoke alarm. Door leading to, Kitchen/diner w: 2.57m x l: 3.97m, x 2 uPVC double glazed window to rear aspect. Range of wall and base units with straight edge wood effect work surfaces over. Wall mounted 'Ideal' combination boiler. Stainless steel sink and drainer unit with mixer tap over. Integral 'Bosch' electric oven with five ring gas hob over. Cupboard housing fuse box and electricity meters. Space and plumbing for washing machine. Radiator. Partially tiled walls. Vinyl flooring. Electricity points. Space for dining table and chairs. Door to, Lobby, uPVC double glazed door to side aspect. Door to Under stair storage cupboard. uPVC double glazed window to side. Electricity point. Door to, Cloakroom, uPVC obscure double glazed window to rear aspect. Low level W.C. Vinyl flooring. FIRST FLOOR: Landing, UPVC double glazed window to side aspect. Doors to all first floor rooms. Loft access. Door to, Master bedroom, w: 3.34m x l: 4.04m, 2 x uPVC double glazed windows to front aspect. Original cast iron fireplace. Integrated storage cupboard with shelving. Radiator. Television and electricity points. Bedroom 2, w: 2.57m x l: 3.54m, uPVC double glazed window to rear aspect. Original cast iron fireplace. Radiator. Electricity points. Bathroom w: 2.27m x l: 2.67m, uPVC obscure double glazed window to rear. Modern white bathroom suite comprising of; Wood panelled bath with mains shower attachment over. Glass shower screen. Pedestal wash hand basin. Low level W.C. Radiator. Modern white 'brick' effect tiles to two walls. Vinyl flooring. Loft room, UPVC double glazed window to side. Fully boarded. Drop down ladder. Outside, Front Garden, Mainly laid to stones and paving. Rendered brick boundary wall. Gas meter. Security light. Off road parking for



---

mains shower attachment over. Glass shower screen. Pedestal wash hand basin. Low level W.C. Radiator. Modern white 'brick' effect tiles to two walls. Vinyl flooring. Loft room, UPVC double glazed window to side. Fully boarded. Drop down ladder. Outside, Front Garden, Mainly laid to stones and paving. Rendered brick boundary wall. Gas meter. Security light. Off road parking for several cars. Garage. Side access leading to, Rear Garden, Laid to lawn areas. Planting borders and flower beds. Outside shed and greenhouse. Paved area to front. Original 'air raid' shelter. Mature shrubs. Outside tap and electricity connection. Enclosed by brick and.