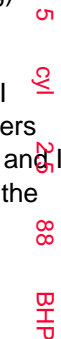
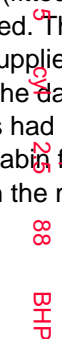
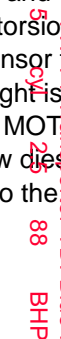
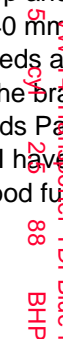
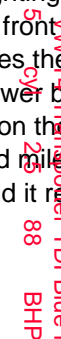
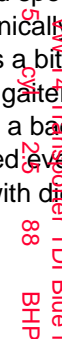




Hi Thanks for looking This is for my T4 Transporter that I am reluctantly selling due to health issues due to a number of operations I have not been able to finish this van as I intended to this year so have decided to sell as I am not sure weather I will be able to finish it at all I Have done loads of work to the van and loved every minute doing it. There is still some work to do mainly on the inside that included wiring the interior from the leisure battery and fitting the split charge system I had one unit to finish in the rear of the van and the bodywork needs sorting out which I was intending to do this year This van is best suited to someone with a bit of DIY knowledge or an enthusiast I have owned it about five years and has been an on-going project we have used it on many memorable trips and festivals and loved every minute of the freedom that it has to offer I am not in the business of ripping people off and have been as honest as possible this has been a good van for me and have no reason to believe that it wont for the new buyer below is a list that has been done so far New cab door and windscreen cover with eyes (Pictured) new stainless side pipes and de-cat with egr delete plate (last year) new stainless flexi hoses fitted to brake system new discs pads and handbrake cable (centre) last year cambelt 10,000 miles ago New angel eye headlights with Led repeaters behind the indicators clear Lexus rear lights New leather rock and roll bed with inertia seatbelts £750 new fridge (not yet Wired in so never used) £500 New cooker oven never used with two burners on top £250 New Smev sink and tap with glass top not yet wired in £250 New home made units to what I think a decent standard (but needs doors making the rear cupboard has a front but not finished or fitted) New floor covered in black vinyl (sparkly) New worktop finished in Dutch oil Sound System (Amp Twin-Subs and two 6x9 speakers) centre console New cabin headlining in red alcantara completely insulated in a very expensive multi-foil insulation Ply lined and covered in a dark

blue carpet Awning rail Spare wheel carrier on rear door Side windows x 2 opening limo tint There is a list
of extras fitted wanted was fitted in 1970-71 sun visor on wings etc. leisure battery Leisure seat
electrical hook up fitted with basic consumer unit with at present two 240v sockets one waiting to be fitted
with a double leisure supply charger. Stereo hi fi stereo, and split phase system 2 mode power pack water
pump 12 volt pump leisure pump 24v fuse box with 6 fuses holding 8 amp 15 amp lighters 10 amp 25 amp led spot lights
Two led spotlights. Led lighting under worktop and under fridge and under cooker (fitted needs wiring)
Mechanically it needs the front lower body 40 mm. New used torsion bolts supplied. The rear brake
effort is a bit low but passes the MOT but needs a new load sensor fitting but is supplied and a new
rubber geyser on the l/s lower ball joint and the brake warning light is showing on the dashboard this I
think is a bad connection on the rear disk pads Passed the last MOT in July It Has had the oil and filters
changed every 8 thousand miles as long as I have owned a new diesel filter and cabin filter this year and
run it with diesel Rhino and it turns very good fuel mileage into the mid forties on the motorway at the



legal speed limit Bodywork needs attention on lower half it needs a new wing (bolt on) type on the N/S and needs attention to the sills there is a hole on the rear O/S lower wheel arch to sill seen in photos covered with silver tape easy fix I know that the previous owner had the lower half painted before it was put on sale It was my intension to do the sills this year and get it painted but as I stated due to health issues just not able to do it But I am willing to do the welding if this helps in any way just for material costs if you require this service I am a qualified welder and you live close enough but I am afraid I am not able to use a grinder so the donkey work will have to be done by you I have fitted a new bumper on the rear but the clear lacquer has reacted and crazed a bit so has the cover on the spare wheel carrier but at the end of the day this is only paint and will be an easy fix PLEASE FEEL FREE TO CONTACT ME REGARDING ANYTHING YOU NEED TO KNOW OR FOR A VIEWING THANKS FOR