

LARGE 2 BEDROOMED FLAT IN CHEMSLEY WOOD, DG,GCH, CLOSE TO AIRPORT,S



Location

West Midlands, West Midlands

<https://www.freeadsz.co.uk/x-218912-z>



Well maintained, modern 2 double bedroom flat. Quiet Cul-de-sac location, walking distance into Chemsley Wood town, good transport links, M6 motorway, buses into Birmingham City Centre and Solihull Town Centres. Close to NEC and Airport. Laminate flooring though out and blinds to all windows, tastefully decorated. Bathroom with shower and a seperate toilet. EPC rating C. £550 PCM and £550 deposit payable in advance. DSS welcome with a suitable guarantor. No agency.



LARGE 2 BEDROOMED
FLAT IN CHEMSLEY WOOD,
DG,GCH, CLOSE TO
AIRPORT,SOLIHULLAND




LARGE 2 BEDROOMED
FLAT IN CHEMSLEY WOOD,
DG,GCH, CLOSE TO
AIRPORT,SOLIHULLAND




LARGE 2 BEDROOMED
FLAT IN CHEMSLEY WOOD,
DG,GCH, CLOSE TO
AIRPORT,SOLIHULLAND




LARGE 2 BEDROOMED
FLAT IN CHEMSLEY WOOD,
DG,GCH, CLOSE TO
AIRPORT,SOLIHULLAND




LARGE 2 BEDROOMED
FLAT IN CHEMSLEY WOOD,
DG,GCH, CLOSE TO
AIRPORT,SOLIHULLAND



LARGE 2 BEDROOMED
FLAT IN CHEMSLEY WOOD,
DG,GCH, CLOSE TO
AIRPORT,SOLIHULLAND



LARGE 2 BEDROOMED
FLAT IN CHEMSLEY WOOD,
DG,GCH, CLOSE TO
AIRPORT,SOLIHULLAND



LARGE 2 BEDROOMED
FLAT IN CHEMSLEY WOOD,
DG,GCH, CLOSE TO
AIRPORT,SOLIHULLAND



LARGE 2 BEDROOMED
FLAT IN CHEMSLEY WOOD,
DG,GCH, CLOSE TO
AIRPORT,SOLIHULLAND



LARGE 2 BEDROOMED
FLAT IN CHEMSLEY WOOD,
DG,GCH, CLOSE TO
AIRPORT,SOLIHULLAND