

MERCEDES W215, W220 amp S CLASS INSTRUMENT CLUSTER CLOCKS REPAIR



Lifetime Warranty

Our "Lifetime Warranty" ensures your repair will be covered for as long as you own your vehicle.

Location **South West, Isle Of Wight**
<https://www.freeadsz.co.uk/x-235058-z>

MERCEDES BENZ W215, W220 & S CLASS INSTRUMENT CLUSTER REPAIR (1999-2006)

£150

The Mercedes Benz W215, W220 & S Class Dash failure is quite a common fault. On this type of Odometer it is usually caused by internal components breaking down within the Instrument Cluster. The Mercedes repair is carried out by fully qualified electronics engineers which involves stripping down the Instrument Cluster and replacing internal faulty components to rectify the problem. We do not offer "quick fix" we actually replace the faulty parts with new ones required for the Mercedes. Your mileage reading will also stay intact, so there is no need for mileage correction.

Your Mercedes Speedo can be repaired at a fraction of the cost compared with the price of purchasing a new one. **COMMON ISSUES**

Failing Warning Lights

Mercedes Benz Speedometer problems

Flickering Cluster

Complete power failure. Has the whole dash gone blank?

Mercedes Benz mileage correction

Pixels failing on screen




MERCEDES W215, W220
amp S CLASS INSTRUMENT
CLUSTER CLOCKS REPAIR




MERCEDES W215, W220
amp S CLASS INSTRUMENT
CLUSTER CLOCKS REPAIR



MERCEDES W215, W220
amp S CLASS INSTRUMENT
CLUSTER CLOCKS REPAIR



MERCEDES W215, W220
amp S CLASS INSTRUMENT
CLUSTER CLOCKS REPAIR




MERCEDES W215, W220
amp S CLASS INSTRUMENT
CLUSTER CLOCKS REPAIR



MERCEDES W215, W220
amp S CLASS INSTRUMENT
CLUSTER CLOCKS REPAIR




MERCEDES W215, W220
amp S CLASS INSTRUMENT
CLUSTER CLOCKS REPAIR



MERCEDES W215, W220
amp S CLASS INSTRUMENT
CLUSTER CLOCKS REPAIR



MERCEDES W215, W220
amp S CLASS INSTRUMENT
CLUSTER CLOCKS REPAIR



MERCEDES W215, W220
amp S CLASS INSTRUMENT
CLUSTER CLOCKS REPAIR

REPAIR PROCEDURE

1 Remove the cluster using the instructions on the website.
 2 Fill out and print our job form on our web site. If you don't have a printer please write the information

REPAIR PROCEDURE

1 Remove the cluster using the instructions on the website.
 2 Fill out and print our job form on our web site. If you don't have a printer please write the information

manually including your post code on the outside of the box for our reference.

3. Sign the form, cut off the address label and secure to the front of the box.

4. We recommend sending via Royal Mail Special Delivery UK

5. When we have received the cluster and have repaired it, we will call you for payment via telephone

WARRANTY AND TURN AROUND

We offer a 24 Month Warranty usually with a 24 hour turn around by post.

If you come to our workshop in Waterloooville (near Portsmouth) we are able to offer a friendly 90 minute fast track service. (Appointment only)

CONTACT US

CARTRONIX

CALL: 02392 265 986 or 02392 241412

ADDRESS: Unit 20 The Parkwood Centre, Aston Road, Waterloooville, PO7 7HT WEBSITE:

www.cartronix.co.uk WARNING!!!! DON'T BUY A SECOND HAND UNIT IT IS A FALSE ECONOMY. YOUR CAR WILL NOT START. THE MILEAGE WILL BE INCORRECT AND YOU WILL NEED IT PROGRAMMING!!! WITH OUR SERVICE WE FIX YOUR OWN UNIT AND THE CODING/MILEAGE REMAINS.