

3 bed end terrace house to rent (700 GBP)



Location **North, South Wirral**
<https://www.freeadsz.co.uk/x-290465-z>

This Double Fronted Three Bedroom End Terrace House in this sought after location on Queens Drive, Walton.

The accommodation comprises an entrance hall, lounge, dining room opening onto kitchen, plus a conservatory to the ground floor. To the first floor there are three bedrooms and a family bathroom. Outside there is a driveway with ample parking to the front plus an expansive secluded enclosed garden to the rear. Fully GCH and dg, viewing is essential to appreciate why this property stands out from the competition. Call Agents on .

Accommodation

Hallway:
 Door to front elevation.

Lounge: 17' 04" (5.28m) x 11' 01" (3.38m)
 Double glazed bay window to front elevation, living flame gas fire with fire surround, radiator, entrance to lounge and kitchen.

Dining Room: 10' 02" (3.1m) x 9' 09" (2.97m)
 Double glazed bay window to rear elevation, radiator, entrance to kitchen.

Kitchen: 14' 11" (4.55m) x 6' 10" (2.08m)

Double glazed window to rear elevation, a range of high and low level fitted units, single hob, sink unit, built in oven, refrigerator.

Conservatory: 14' 08" (4.28m) x 14' 07" (4.28m)
 Double glazed 'French' doors to rear, built in bench seat.

Stair/Landing:
 Double glazed window to rear elevation, storage, loft access.


Bedroom/Dressing Room: 14' 07" (4.44m) x 11' 04" (3.45m)
 Double glazed window to front elevation, radiator, laminate flooring.



3 bed end terrace house to rent



3 bed end terrace house to rent



3 bed end terrace house to rent



3 bed end terrace house to rent



3 bed end terrace house to rent




3 bed end terrace house to rent




3 bed end terrace house to rent



3 bed end terrace house to rent



3 bed end terrace house to rent



3 bed end terrace house to rent

Bedroom 2: 11' 03" (3.43m) x 9' 05" (2.87m)

Double glazed window to front elevation, radiator, laminate flooring.

Bedroom 3: 8' 03" (2.51m) x 7' 07" (2.31m)

Double glazed window to rear elevation, radiator, laminate flooring.

Bathroom:

Double glazed window to rear elevation, four piece suite comprising of bath, wash hand basin, low level wc, shower cubicle, radiator, tiled walls and tiled flooring.

Outside:

Front:

Driveway providing ample off road parking, gate to rear.