

Ldv 400 MinibusVanCamper 1992 (450 GBP)



Location **North, Cheshire**
<https://www.freeadsz.co.uk/x-317109-z>

Reluctantly selling my multi-coloured van. It would be great as a motor home, van or band van, being a 5 seater but needs a bit of TLC. Genuine 53,294 mileage. I bought this 2 years ago when we moved house. Initially it was bought to move and store furniture but once I'd driven it, I didn't want to get rid of it. It has one drivers seat and 4 passenger seats. The registration alone is worth the price being J563 CUM!! Hence its nickname the CUMBUS.

The lovely people that I bought it from, used it as a motor home for music festivals and told me that it had been painted by a graffiti artist at Glastonbury, hence the multi colours It became an attraction in the town and was great for advertising my business. However, my daughter now has to hide when she gets in it as she is very embarrassed! So, she has pleaded with me to get a car which I am now doing and I rarely use it as a van or motorhome.

The Engine is amazing and has never let me down. It has started first time every time and only has just over 53000 miles. However recently when I turn the key off, the engine won't stop. I can stop it by stalling it easy enough and have been told that it's easy to fix, paying attention to the shut off valve. The back of the exhaust fell off last month but will go back on easily enough with a new bracket, so you won't have to buy a new exhaust, just the bracket.

Aesthetically, it needs a bit of attention. The back doors are rusty and not to easy to close. It needs a good clean inside and out. The roof leaks, this is my fault as I tried to take the shelves from out of the


back but whoever put them in, drilled through the roof and I didn't fill the bolt holes. The water has run down the front and back of the cardboard and has ruined the roof and carpet. I don't want to stick the carpet back but it has never fully dried out. The carpet stinks and the holes in the roof should be filled. The van was damaged by one of the seats.

The MOT is due on 20th January and it shouldn't take too much to get it through as I spent about £1500 on it last year (invoices attached). I had welding done to the passenger-side and stairwell, the whole of the rear diff was rebuilt with new parts, brake pipes replaced and the king pins needed replacing but the garage replaced the front axle as it was easier.


There was a warning on the last MOT that the brakes were spongy but I bit of bleeding should sort that out, the hard brake needs adjusting or the self adjusters of the brakes. which could be part of the same




Ldv 400 MinibusVanCamper
1992
<https://www.freeadsz.co.uk/x-3171>



Ldv 400 MinibusVanCamper
1992
<https://www.freeadsz.co.uk/x-3171>



Ldv 400 MinibusVanCamper
1992
<https://www.freeadsz.co.uk/x-3171>



Ldv 400 MinibusVanCamper
1992
<https://www.freeadsz.co.uk/x-3171>



Ldv 400 MinibusVanCamper
1992
<https://www.freeadsz.co.uk/x-3171>



Ldv 400 MinibusVanCamper
1992
<https://www.freeadsz.co.uk/x-3171>



Ldv 400 MinibusVanCamper
1992
<https://www.freeadsz.co.uk/x-3171>



Ldv 400 MinibusVanCamper
1992
<https://www.freeadsz.co.uk/x-3171>



Ldv 400 MinibusVanCamper
1992
<https://www.freeadsz.co.uk/x-3171>



Ldv 400 MinibusVanCamper
1992
<https://www.freeadsz.co.uk/x-3171>

Ldv 400 MinibusVanCamper
1992
<https://www.freeadsz.co.uk/x-3171>

issue.

Things that will need doing for this MOT that I am aware of. The brakes as I mentioned above. Put the exhaust back on. The wipers run a bit slow but the mechanic last year advised me to spray with WD40 which sorted that out, windscreen washer needs attention, The horn doesn't work. I would first spray the steering arm with WD40 as I think bad contacts is the problem or maybe the fuse.

Cash On Collection Only

*** please note that I am no mechanic and any of the advise given above is only through research and previous experience. I will not be held responsible for any of the above or future***