

3 bedroom house in Easton (239,995 GBP)



Location **South West, Somerset**
<https://www.freeadsz.co.uk/x-319782-z>

3 Bedroom Terraced House To Let: Situated on a desirable road in the heart of Easton is this charming three bedroom Victorian home. The property benefits from refurbishment throughout, whilst maintaining many of its character features including beautiful fireplaces in the two receptions rooms, high ceilings, bay window & well proportioned bedrooms. The property itself proudly stands on Belton Road, being a short stroll from Stapleton Road train station, the cycle path and the vibrant St Mark's Road. This property has no onward chain and is just waiting for its new owner! Lobby- Via double-glazed door. Stained glass window over. Dado Rail. Ceiling coving. Entrance hall, Wall mounted cupboard homing gas and electric meters. Victorian archway. Ceiling coving. Radiator. Stairs rising to first floor. Lounge w: 3.66m x l: 4.43m, Double glazed bay window to front. Cast iron Victorian style working fireplace with hearth and mantle over. Television and telephone points. Ceiling cornicing and central rose. Radiator. Dining w: 3.81m x l: 4.67m, Double glazed patio doors to rear. Cast iron Victorian style wood burning fireplace with hearth and mantle over. Wood laminate flooring. Television point. Radiator. Door onto kitchen. Kitchen w: 2.56m x l: 2.99m, Double glazed window to side. Stainless steel sink bowl with mixer tap over. Range of modern wall and base units with solid oak worktops over. Integrated gas oven with extractor fan over. Plumbing for washing machine. Space for fridge freezer. Laminate flooring. Splashback tiles. Downlighting. Worcester combi boiler. Bedroom 1 w: 3.76m x l: 4.67m, Two double glazed windows to front aspect. Telephone and internet connection points. Three sockets. Built in wardrobe. Bedroom 2 w: 3.04m x l: 3.87m, Double glazed window to rear aspect. Radiator. Two electric sockets. Bedroom 3 w: 2.51m x l: 2.61m, Double glazed window to side and rear aspects. Radiator. Bathroom w: 1.84m x l: 2.29m, Double glazed obscure window to rear. Panelled bath with mains shower over and screen. Pedestal washbasin and low level W.C. Stainless steel ladder effect radiator. Laminate flooring. Extractor fan. Downlighting.


Cast iron enclosed low level W.C. Stainless steel ladder effect radiator. Laminate flooring. Extractor fan. Downlighting. Double glazed door. Stained glass window over. Dado Rail. Ceiling coving. Entrance hall, Wall mounted cupboard homing gas and electric meters. Victorian archway. Ceiling coving. Radiator. Stairs rising to first floor. Lounge w: 3.66m x l: 4.43m, Double glazed bay window to front. Cast iron Victorian style working fireplace with hearth and mantle over. Television and telephone points. Ceiling cornicing and central rose. Radiator. Dining, w: 3.81m x l: 4.67m, Double glazed patio doors to rear. Cast iron Victorian style wood burning fireplace with hearth and mantle over. Wood laminate flooring. Television point. Radiator. Door onto kitchen. Kitchen w: 2.56m x l: 2.99m, Double glazed window to side. Stainless steel sink bowl with mixer tap over. Range of modern wall and base units with solid oak worktops over. Integrated gas oven with extractor fan over. Plumbing for washing machine. Space for fridge freezer. Laminate flooring. Splashback tiles. Downlighting. Worcester combi boiler. Bedroom 1, w: 3.76m x l: 4.67m, Two double



3 bedroom house in Easton




3 bedroom house in Easton




3 bedroom house in Easton



3 bedroom house in Easton



3 bedroom house in Easton



3 bedroom house in Easton



3 bedroom house in Easton



3 bedroom house in Easton



3 bedroom house in Easton



3 bedroom house in Easton

glazed windows to front aspect. Telephone and internet connection points. Three sockets. Built in wardrobe. Bedroom 2, w: 3.04m x l: 3.87m, Double glazed window to rear aspect. Radiator. Two electric sockets. Bedroom 3, w: 2.51m x l: 2.61m, Double glazed window to side and rear aspects. Radiator. Bathroom, w: 1.84m x l: 2.29m, Double glazed obscure window to rear. Panelled bath with mains shower over and screen. Pedestal washbasin and low level W.C. Stainless steel ladder effect radiator. Laminate flooring Extractor fan. Downlighting. Garden, Enclosed low maintenance garden with plated borders and brick exposed.