

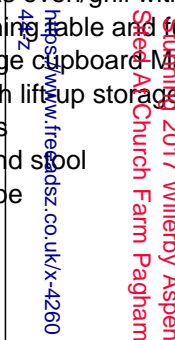
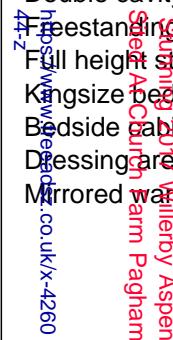




YOUR HOME FROM HOME WILL QUITE SIMPLY BE LUXURIOUS WITH THE ASPEN. FROM THE ELEGANT KITCHEN AND STYLISH LOUNGE TO THE HUGE MASTER BEDROOM, EVERYWHERE YOU WALK LIGHT CASCADES IN AND YOUR FRIENDS WILL ENVY YOUR NEW LIFESTYLE. Surrounded by calming waters, our park lies in a naturally magical spot. Pagham Harbour is on one side of the park with a freshwater lagoon on the other. We're fortunate enough to have direct beach access, where you can watch the sunset, enjoy a paddle or spot rare seabirds. This is an idyllic rural location with Pagham Village only a short walk away and Chichester nearby. Further afield, there's Arundel Castle, the South Downs and lots of pebbly beaches perfect for beachcombing. We're proud of our well-kept and elegantly landscaped park and its superb facilities. Above all, Church Farm is an owners' park with a great sense of community

STANDARD FEATURES

Aluminium cladding - standard colour Carnival Cream
Upgraded fully galvanised chassis
Feature under-canopy exterior lighting
Energy efficient white PVCu double glazed windows and doors Interior Features
Gas central heating system featuring high-efficiency condensing combi boiler
Energy efficient lighting Lounge
Freestanding L-shaped sofa with fold-out occasional sofa bed, two armchairs (one swivel) and scatter



En-Suite

One piece fibreglass shower enclosure with thermostatically controlled shower

Storage unit Twin Bedroom(s)

Duo bed set - two sets supplied in three bedroom model

Bedside cabinet and additional overhead storage Family Shower Room

One piece fibreglass shower enclosure with thermostatically controlled shower

Vanity unit with inset wash basin

Storage