



It is in lovely 2014 Sterling Eccles 514 Sport which I have owned since new. The caravan will come complete with a TV / DVD that was added in July 2016. It has been serviced regularly as per the manufacturers requirements and still has 7 months of the warranty remaining. It is in lovely condition inside and out with everything working correctly.

The van specifications are as follows:

European Whole Vehicle Type Approval ensures compliance with strict weight, dimension and safety regulations

EN1645 Grade 3 classification for heating and thermal insulation

Overall body width 2.25m/7'5"

AL-KO galvanised steel chassis with Euro-axle

SMART construction with Strong, moisture proof 'PURE'

Polyurethane timberless framed body shell • One-piece, 5000 Series marine grade aluminium sidewalls

Stylish graphic scheme

25mm 'sandwich' sidewall construction with polystyrene insulation core

Aerodynamic front in closed-mould GRP with wide front door

Graphite gas locker door, hitch cover, skirts and wheel arches

Full height moulded rear panel

Fully bonded 32mm 'sandwich' roof for extra strength and atness with polystyrene insulation core

[illegible]

Lovely 2014 Sterling Eccles
Sport Caravan




Lovely 2014 Sterling Eccles
Sport Caravan



Lovely 2014 Sterling Eccles
Sport Caravan



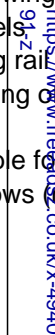
Lovely 2014 Sterling Eccles
Sport Caravan



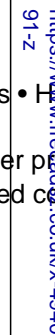
Nov 2014 Sterling Eccles Caravan



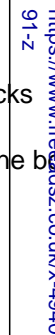
Novelty 2014 Sterling Eccles
Spot Caravan



side
t wind
with
ngle-



Lovely 2014 Sterling Eccles
Sport Caravan



Lovely 2014 Sterling Eccles
Sport Caravan



Lovely 2014 Sterling Eccles
Sport Caravan

LED awning light
New One-piece exterior door with interior moulded liner, window and blind
Exterior access battery box with mains electric inlet
Aerial point in battery box for portable satellite dish connection • Entrance step
New Rain guards Interior
1.95m (6'5") headroom
Panoramic front sunroof
'Hessian' effect furniture with matt white locker doors and chrome effect fittings
'Pareto' soft furnishing scheme with four scatter cushion • Two bolster cushions
Round edge wall mirror in lounge (with textured back panel in specific models)
Beech slat seat and bed bases with sprung hinged tops for extra comfort and easy access
Seat bases with spaceframe construction, full front access and space for larger items
Bed make-up system with slats retained on track
New Exclusive 'Duvalay Duvalite' mattress with lightweight memory bre technology - hypoallergenic, excellent pressure relief, dustmite resistant and 100% recyclable (bed models only)
Fixed beds with steel bed frames to maximise strength and storage space
Areas under beds and seats warmed by blown air system and under floor ducting insulated to minimise heat loss
Front chest of drawers with convenient slide-out extending top
Large dining table for full-size place settings
Positive overhead locker catches for secure storage on the move
Overhead locker doors with injection moulded spaceframe construction
Granite effect kitchen sink with complementary work surfaces
Removable drainer with dedicated storage
Food grade nylon chopping board with dedicated storage • Chrome effect kitchen and vanity mixer taps
Kitchen worktop extensions (except 524 & 640 models) • Cutlery drawer on smooth-action steel runners
New Second moulded cutlery drawer on smooth steel runner above fridge
Two pull-out wire baskets in kitchen cupboard
Midi-Heki roof window with ynet and adjustable concertina blind
Door yscreen with easy concertina action
Cassette yscreens and blinds on all windows
Multi-directional clear roof lights in kitchens, bedrooms and washrooms
Seat and backrest ventilation boards
Retained embroidered entrance mat
Lined washroom cubicle in all separate washrooms
Thick washroom doors with domestic style locks and handles
Radio/CD/MP3 player with iPod connection with upgraded premium radio speakers
Status 550 directional Digital / Analogue TV/FM aerial and booster
Roof mounted solar panel
Low energy LED locker lighting in seating and bedroom areas

Low energy LED lights in main habitation area (not washrooms)
Four 230V chrome sockets including twin in front shelf pod
25 metre mains hook-up cable
Safety and Security
Thatcham approved TRACKER Retrieve tted as standard
AKS 3004 Stabiliser
Receiver for optional AL-KO Secure wheel lock
Smoke alarm
Carbon monoxide detector
New Shower bi-fold door retained on track for improved access
Dual fuel heating with Truma Combi 4 Boiler 1.8kW electric/4kW gas/3.8kW combined in 442, 514, 524
(Combi 6 1.8kW electric/6kW gas/5.8kW combined in 554, 564, 584, 586, 640)
Blown air ducted to living, sleeping and washroom areas • Large capacity (15 litre) waste bin on lower door
New 'Aspire MKII' oven with dual fuel hob with 800W electric hotplate and 3 gas burners with electronic ignition
Glass hob lid with safety cut-out feature
Thetford thermostatic oven and separate grill
Ventilated microwave oven with digital controls built at an easily accessible level
New 8-Series Dometic 110 litre, electronic ignition fridge
with removable freezer compartment, black effect nish and digital controls
Ecocamel shower hose and head uses less water while giving a powerful shower
Thetford C260 toilet with electric ush and 18 litre wheeled waste tank
High ow rate in-board pump with chrome nish brass taps for reliable, high performance water supply •
Inboard semi-rigid fresh water pipes
Large bore underslung rigid waste pipes
Isolation taps for gas appliances
User-friendly large 12V control panel with battery selection, battery state meter and water pump circuit control
Fully protected mains electric system
25 Amp switchmode charger/transformer
TV station with 230V, 12V and aerial sockets (two in selected)