

Audi A3 Instrument Cluster Clocks Dashpod Speedometer REPAIR



Lifetime Warranty

Our "Lifetime Warranty" ensures your repair will be covered for as long as you own your vehicle.

Location **South West, Hampshire**
<https://www.freeadsz.co.uk/x-499373-z>

Audi A3 Instrument Cluster Repair (2002-2006)

£150

The Audi A3 dash failure is quite a common fault and on this type of odometer it is usually caused by internal components breaking down within the instrument cluster, we can repair this problem by replacing the damaged components with more reliable ones.

The Audi A3 speedo repair can be done at a fraction of the cost of a new one.

*** PLEASE SEE OUR OTHER LISTINGS IF YOU REQUIRE LCD REPLACEMENT ***

Common Issues


Failing Warning Lights
 Audi A3 Speedometer Problems
 Flickering Cluster
 Complete Power Failure
 Audi A3 Mileage Correction



Audi A3 Instrument Cluster
 Clocks Dashpod Speedometer
 REPAIR



Audi A3 Instrument Cluster
 Clocks Dashpod Speedometer
 REPAIR



Audi A3 Instrument Cluster
 Clocks Dashpod Speedometer
 REPAIR



Audi A3 Instrument Cluster
 Clocks Dashpod Speedometer
 REPAIR




Audi A3 Instrument Cluster
 Clocks Dashpod Speedometer
 REPAIR



Audi A3 Instrument Cluster
 Clocks Dashpod Speedometer
 REPAIR




Audi A3 Instrument Cluster
 Clocks Dashpod Speedometer
 REPAIR



Audi A3 Instrument Cluster
 Clocks Dashpod Speedometer
 REPAIR



Audi A3 Instrument Cluster
 Clocks Dashpod Speedometer
 REPAIR



Audi A3 Instrument Cluster
 Clocks Dashpod Speedometer
 REPAIR

REPAIR PROCEDURE

1 Remove the cluster using the instructions on the website

2 Fill out and print our job form on our web site. If you don't have a printer please write the information manually including your post code on the outside of the box for our reference

3 Sign the form, cut off the address label and secure to the front of the box.

4 We recommend sending via Royal Mail Special Delivery UK

REPAIR PROCEDURE

1 Remove the cluster using the instructions on the website

2 Fill out and print our job form on our web site. If you don't have a printer please write the information manually including your post code on the outside of the box for our reference

3 Sign the form, cut off the address label and secure to the front of the box.

4 We recommend sending via Royal Mail Special Delivery UK

REPAIR PROCEDURE

1 Remove the cluster using the instructions on the website

2 Fill out and print our job form on our web site. If you don't have a printer please write the information manually including your post code on the outside of the box for our reference

3 Sign the form, cut off the address label and secure to the front of the box.

4 We recommend sending via Royal Mail Special Delivery UK

REPAIR PROCEDURE

1 Remove the cluster using the instructions on the website

2 Fill out and print our job form on our web site. If you don't have a printer please write the information manually including your post code on the outside of the box for our reference

3 Sign the form, cut off the address label and secure to the front of the box.

4 We recommend sending via Royal Mail Special Delivery UK

5. When we have received the cluster and have repaired it, we will call you for payment via telephone

WARRANTY AND TURN AROUND

We offer a Lifetime Warranty (T&C's Apply), usually with a 24 hour turn around by post.

If you come to our workshop in Waterloooville (near Portsmouth) we are able to offer a friendly 90 minute fast track service. (Appointment only)

CONTACT US

CARTRONIX

CALL: 02392 265 986 02392 265 9...(click to reveal full phone number) or 02392 241412 02392 2414...(click to reveal full phone number)

ADDRESS: Unit 20 The Parkwood Centre, Aston Road, Waterloooville, PO7 7HT

WEBSITE: www.cartronix.co.uk

WARNING!!!! DON'T BUY A SECOND HAND UNIT IT IS A FALSE ECONOMY. YOUR CAR WILL NOT START. THE MILEAGE WILL BE INCORRECT AND YOU WILL NEED IT PROGRAMMING!!!

WITH OUR SERVICE WE FIX YOUR OWN UNIT AND THE CODING/MILEAGE REMAINS.