

Conservatory Roofs



Location **South East, Kent**
<https://www.freeadsz.co.uk/x-502603-z>









1. Conservatory Too Hot

This is an very common complaint - that the glass roofs amplify heat and make a conservatory unbearable in the summer time. Thinking about temperature control is key to building your perfect conservatory. You need to ensure there is adequate ventilation in your conservatory, which will allow a breeze on summer days and stop condensation. There also needs to be something reflecting some of the sunlight from coming in to your conservatory. This can be done through conservatory blinds, or films on the inside of the conservatory, but the best way to do reduce heat in summer is our fix it solution... Fix It With...

A conservatory but with one big difference... a huge difference... a tiled roof!
There has been a new market recently for solid conservatory roofs. These are made with lightweight tiles, to match the roof of your home, and have tonnes of benefits when it comes to temperature control. In the summer time the light is reflected, so it does not come through to turn your sun room in to a might as well be standing on the sun room, your conservatory into a con-burn-atory, but you still get to enjoy plenty of light and beautiful views of your garden through the windows of your conservatory. You can even install velux windows in to a solid conservatory roof so you still get ample light, sky views and a very modern looking conservatory (window films and blinds can be added after installation of the conservatory also). Explore Conservatory Roof Options here. Plan Your Dream Conservatory 2.Conservatory Too Cold
A conservatory that is surrounded by snow... quite the test of this conservatories warming capabilities. The next big complaint of conservatories is that they are freezing cold in winter - and due to their low energy efficiency can draw heat out of the rest of your home too. The first thing you need to think about

here is using the most energy efficient glass you can when building your conservatory. To reduce heat loss, it is as possible as possible to have the most energy efficient and most robust window in your conservatory. It allows heat to be dispersed evenly around the room, radiating outwards. You can also have quite a few cases of the heaters, but they are quite well insulated upon the building costs. When you're heating in your conservatory, it's quite a bit to make sure you're not heating your conservatory when you don't intend to use it, otherwise this can be a huge drain on your heating bills. Fix It With...

Solid conservatory roofs can aid temperature control greatly, in both the warm and colder months. In the winter they reduce the heat lost through the glass roof of a conservatory and increase the energy efficiency of the whole room. The inside of a conservatory. Reducing the heat loss can also reduce heating bills, as less heat is lost so less heat is needed to heat the room. The differences home owners have seen by installing a solid conservatory roof are.

 https://www.freeadsz.co.uk/x-502603-z Conservatory Roofs	 https://www.freeadsz.co.uk/x-502603-z Conservatory Roofs	 https://www.freeadsz.co.uk/x-502603-z Conservatory Roofs	 https://www.freeadsz.co.uk/x-502603-z Conservatory Roofs	 https://www.freeadsz.co.uk/x-502603-z Conservatory Roofs	 https://www.freeadsz.co.uk/x-502603-z Conservatory Roofs	 https://www.freeadsz.co.uk/x-502603-z Conservatory Roofs	 https://www.freeadsz.co.uk/x-502603-z Conservatory Roofs	 https://www.freeadsz.co.uk/x-502603-z Conservatory Roofs	 https://www.freeadsz.co.uk/x-502603-z Conservatory Roofs
--	---	---	---	--	---	---	---	---	---